



505

[www.hanseyachts.com](http://www.hanseyachts.com)



FAST CRUISING

EASY SAILING



INDIVIDUAL CUSTOMIZATION

INNOVATIVE DESIGN



HANSE

# 505







FAST CRUISING . EASY SAILING . INNOVATIVE DESIGN . INDIVIDU





page 06 Fast cruising



page 10 Easy sailing



page 16 Innovative design



page 22 Individual customization



page 34 Interior



page 44 Packages/Options



page 50 Specification



page 52 Yard

# AL CUSTOMIZATION







# FAST CRUISING



## TO THE HORIZON AND BEYOND

At home on the high seas. The HANSE 505 has everything you could expect from the perfect cruising yacht. Why? Its lines are the creation of judel/vrolijk & co, the best and most experienced yacht designers in the world. This guarantees that it is fast, easy and safe to sail in any weather.

## HASTA EL HORIZONTE Y MÁS ALLÁ

Su hábitat es la alta mar. El HANSE 505 cumple todo lo que se espera de un yate de crucero perfecto. ¿Por qué? Sus líneas han sido creadas por judel/vrolijk & co, los mejores diseñadores de yates del mundo. Esto es garantía de un yate rápido y que se puede navegar con seguridad y sin complicaciones con cualquier tiempo.

## AU-DELÀ DE L'HORIZON

A l'aise dans toutes les conditions, le Hanse 505 a tout ce que vous pouvez attendre d'un bateau de croisière parfait. Pourquoi ? Sa carène est signée du cabinet d'architecture navale judel/vrolijk & co, l'un des meilleurs et des plus expérimentés au monde. Comment ? Il est sûr, rapide et facile d'utilisation par tous les temps.

## BIS ZUM HORIZONT UND WEITER

Auf hoher See zu Hause. Die HANSE 505 hat alles, was Sie von einer perfekten Cruising Yacht erwarten dürfen. Warum? Ihre Linien stammen von judel/vrolijk & co, den besten und erfahrensten Yacht-Konstrukteuren der Welt. Das garantiert: Sie ist schnell und bei jedem Wetter einfach und sicher zu segeln.

## VERSO NUOVI ORIZZONTI

A vostro agio in tutte le condizioni. L'Hanse 505 ha tutto ciò che vi aspettate da una perfetta barca da crociera. Perché? La carena è opera di judel/vrolijk, studio di architettura tra i migliori ed esperti nel mondo, e questo vi garantisce velocità, facilità a vela e sicurezza in ogni condizione meteo

HANSE  
505









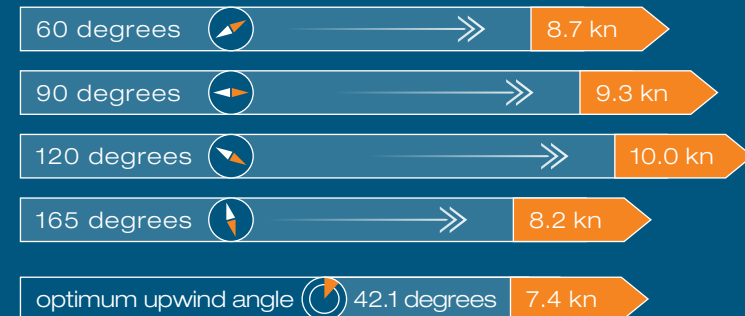
## SPECIFICATION HANSE 505

short list

LOA	15.40 m   50'6"
Beam	4.75 m   15'7"
Draft	2.38 m   7'8" (standard)
Displacement	14.0 t   30,900 lb (standard)
Total sail area	129 m <sup>2</sup>   1,390 sq ft

## VPP SAIL PERFORMANCE

at 16 kn true wind – jib and asym. Spinnaker







EASY SAILING





## EVERYTHING IN HAND, EVERYTHING IN YOUR SIGHTS

You will be surprised. You can sail this 14 ton yacht on your own, whenever you like. Setting, hauling in, shortening and trimming the 129 m<sup>2</sup> sail can be carried out comfortably and directly from helmsman position. From there, you will have a complete overview at all times. At HANSE, we call that „Easy Sailing“. You won't want to sail without it!

## TODO BAJO CONTROL

Se sorprenderá. Este yate de 14 toneladas se puede, si se quiere, navegar en solitario. Izar, rizar, arriar y trimar el velamen de 130 m<sup>2</sup>, todas ellas maniobras que se pueden realizar directa y cómodamente desde la rueda del timón. Desde aquí tendrá siempre todo bajo su control. Es lo que en HANSE llamamos «Easy Sailing». ¡Algo de lo que a partir de ahora no querrá prescindir!

## LA MAITRISE TOTALE

Vous allez être surpris. Seul ou en équipage réduit, vous maîtriserez ce voilier de 14 tonnes ! Les virements de bord, le réglage des voiles et même les prises de ris pour réduire les 130m<sup>2</sup> de surface de voile, s'exécutent facilement sans avoir à quitter le poste de barre. Chez HANSE nous appelons ça „Easy Sailing“. Vous ne pourrez plus vous en passer !

## ALLES IM GRIFF, ALLES IM BLICK

Diese Yacht segeln Sie ganz allein – wenn Sie wollen. Segelsetzen, Wenden und auch Reffen, unterstützt vom HANSE „Easy Sailing Concept“, erledigen Sie vom Steuerrad aus ganz ohne Anstrengung. So geht Segeln heute!

## TUTTO SOTTO CONTROLLO

Ne sarete sorpresi. Se volete, potete portare da soli questa barca di 14 tonnellate. Le virate, la regolazione delle vele e anche le prese di terzaroli per ridurre i 130 mq di superficie velica, e tutto senza fatica e senza lasciare la ruota. Noi in Hanse chiamiamo tutto questo „Easy sailing“. Non potrete più farne a meno

HANSE  
505



## WELL EQUIPPED

1. Flat „One-Step“ cabin superstructure
2. All halyards and sheets with the helmsman
3. Hidden lines, all portholes sunken
4. Solid double helm position

## BIEN ARMADO

1. Superestructura de cabina de diseño „One-Step“ elegante y con la altura perfecta
2. Todas las drizas y escotas junto al timonel
3. Guiado de cabos oculto, todas las escotillas enrasadas
4. Doble puesto de mando resistente

## OPTIMISÉ

1. Roof « flush » design, élégant et de hauteur parfaite
2. Manœuvres centralisées sur un seul winch de chaque côté
3. Retour de tout le gréement courant au cockpit sous le pont
4. Robustes et ergonomiques postes de barre

## GUT GERÜSTET

1. Flacher „One-Step“-Kajütaufbau
2. Alle Fallen und Schoten beim Steuermann
3. Verdeckte Leinenführung, alle Luken versenkt
4. Solider Doppelsteuerstand

## I DETTAGLI IN COPERTA

1. Tuga « flush deck » elegante e di altezza perfetta
2. Tutte le manovre su un solo winch per parte (elettrico in opzione)
3. Drizze e scotte rinviate sotto coperta
4. Timonerie robuste ed ergonomiche



HANSE  
505

1

It's just one step into the wide and flat deckhouse. Easy and safe to walk on in any weather.





2 Command centre: Halyards, sheets and reef lines running to helmsman position.



3 Consistent: Deck with flush hatches and hidden lines.



4 Steering pedestal on starboard. Clear overview of instruments and extremely solid handle.





1 Laying anchor made easy: at the touch of a button on the remote control.



2 Climbing aids: solid folding mast steps make it easy to handle the mainsail.



3 Integrated self-tacking jib track with „high-load“ slide system.





### PERFECT IN EVERY DETAIL

1. Lay anchor at the touch of a button
2. Folding mast steps
3. Integrated self-tacking jib
4. Twin control system with passage

### GRANDE HASTA EN LOS DETALLES MÁS PEQUEÑOS

1. Fondear pulsando un botón
2. Escalones de mástil plegables
3. Foque autovirante integrado
4. Timonería doble con pasillo

### LE SOUCI DU DÉTAIL

1. Mouillez en appuyant sur un bouton
2. Marches de mâts rabattables
3. Foc auto vireur intégré
4. Double barre à roue

### GROSS BIS INS KLEINSTE

1. Ankern per Knopfdruck
2. Klappbare Maststufen
3. Integrierte Selbstwendefock
4. Doppelsteueranlage mit Durchgang

### PERFEZIONE NEI DETTAGLI

1. Ancorare semplicemente premendo un pulsante
2. Gradini albero pieghevoli
3. Fiocco autovirante integrato
4. Doppia timoneria a ruota



INNOVATIVE DESIGN







## A CLEAR SUCCESS

Hanse yacht design is the combination of function, modern aspects and elegance. And of course, the design is always based on the task. A cockpit must be safe, large enough and comfortable. The deck must be easy to walk on even in bad weather. Portholes and windows must provide lots of light and air. With the HANSE 505, the design is a perfect success!

## OBJETIVO LOGRADO

El diseño de un yate es el resultado de combinar funcionalidad, modernidad y elegancia. Naturalmente, la forma debe ajustarse siempre a la función. Una bañera debe ser segura, espaciosa y cómoda. Por la cubierta se debe poder transitar sin complicaciones incluso con tiempo adverso y a través de las escotillas debe entrar mucha luz y aire. ¡Con el HANSE 505 el diseño nos ha salido perfecto!

## LA CLEF DU SUCCES

La conception d'un voilier est la combinaison de fonctionnalité, modernité et d'élégance. Bien sûr, la forme est toujours conditionnée par l'usage. Un cockpit doit être sûr, spacieux et confortable. Les passes avant doivent être facilement praticables en cas de mauvais temps. Les capots et les hublots doivent favoriser l'aération et l'éclairage. Tel est le Hanse 505. Nous avons réalisé un travail parfait !

## ERKENNBAR GELUNGEN

Ein Yachtdesign ist die Kombination aus Funktionalität, Moderne und Eleganz. Natürlich orientiert sich die Form immer an der Aufgabe. Ein Cockpit muss sicher sein, groß genug und bequem. Das Deck muss auch bei schlechtem Wetter leicht zu begehen sein und durch Luken und Fenster soll viel Licht und Luft gelangen. Bei der HANSE 505 ist uns das Design perfekt gelungen!

## LA CHIAVE DEL SUCCESSO

La progettazione di una barca a vela è la combinazione di funzionalità, modernità ed eleganza. Il pozzetto deve essere sicuro, spazioso e confortevole. I passavanti devono essere facili da percorrere anche in caso di tempo duro e gli oblò e i passauomo devono favorire la ventilazione e l'illuminazione. Questo è l'Hanse 505. Abbiamo fatto un lavoro perfetto!

HANSE  
**505**





1 Useful and elegant: all cabinets on board have automatic internal lighting.



2 Companionway with a comfortable 54° step angle.





3 Large navigation area with lots of space for extra instruments and charts.



4 Bottle storage space in the center piece between the saloon and galley.



5 SLS - Smart Lighting System. Touch screen controller & dimmer.



6 Drawer for navigation literature in the chart table.

### INTERIOR HANSE STYLE

1. Cabinets with internal lighting
2. Extremely flat angle of stairs
3. Large navigation area
4. Center piece, storage room or TV console
5. Touch-pad light management
6. Lots of space for books

### INTERIOR ESTILO HANSE

1. Armarios con iluminación interior
2. Ángulo de escalera muy plano
3. Amplia zona de navegación
4. Isla divisoria, compartimento de almacenaje o consola de TV
5. Control de iluminación con mando táctil
6. Mucho espacio para libros

### DESIGN INTERIEUR HANSE

1. Armoires avec éclairage intérieur
2. Angle de descente atténué 54 °
3. Table à cartes spacieuse
4. Meuble de séparation, stockage ou télévision
5. Gestion de l'éclairage tactile
6. Nombreux espaces de rangements

### INTERIEUR HANSE STYLE

1. Schränke mit Innenbeleuchtung
2. Sehr flacher Treppenwinkel
3. Großer Navigationsbereich
4. Trennblock, Stauraum oder TV-Konsole
5. Touch-Pad-Lichtmanagement
6. Viel Platz für Bücher

### DESIGN HANSE DEGLI INTERNI

1. Armadi con illuminazione interna integrata
2. Angolo della scala a 54° per un facile e comodo accesso alla dinette
3. Ampio tavolo da carteggio
4. Consolle per la televisione o per lo stivaggio
5. Gestione della illuminazione touch
6. Grandi spazi di stivaggio



## CRUISE STANDARD

1. As much space on deck as you want
2. The cockpit, protected, safe and convenient
3. Elegant flush porthole design
4. Gigantic lounging area on the foredeck
5. Bathing platform, just one step into the sea

## ESTÁNDAR DE CRUCERO

1. Todo el sitio que desea en cubierta
2. La bañera, protegida, segura y cómoda
3. Elegante diseño de escotillas enrasadas
4. Gran superficie de relax sobre el techo de cabina
5. Plataforma de baño, a un solo paso del mar

## STANDARD DE CROISIÈRE

1. De l'espace sur le pont autant que vous en voulez
2. Un cockpit, protégé, sûr et pratique
3. Des capots affleurants au design élégant
4. Un bain de soleil généreux et confortable
5. Plate-forme de bain, votre terrasse sur la mer

## KREUZFAHRT STANDARD

1. Platz an Deck so viel Sie wollen
2. Badeplattform mit Steuermannssitzen
3. Elegantes Flushluken-Design
4. Riesige Liegefläche auf dem Aufbau
5. Badeplattform, nur ein Schritt bis ins Meer

## PER LA CROCIERA

1. Coperta con tutto lo spazio che desiderate
2. Pozzetto protetto, sicuro e pratico
3. Oblò integrati nella coperta
4. Grandi spazi sulla tuga
5. Piattaforma da bagno, a pochi centimetri dall'acqua



HANSE  
505

1

For a lovely afternoon: relax on deck, wherever you like. There is enough space everywhere.





2 Space for the whole crew in the protected cockpit. Solid table and wide passageway.



3 Elegant and functional: double flush hatches, integrated harmoniously.



4 Island under the sun: Weather-proof upholstery on coach roof.



5 A terrace on the sea: manual opening bathing platform with ladder and folding helm seats.









### HANSE INTERIOR STUDIO

You can design a HANSE 505 according to your needs and preferences. Choose from the almost infinite combinations of hull colours, interior layouts, woods and fabrics. Once you have chosen, we make your dream yacht a reality.

### HANSE ESTUDIO INTERIOR

Usted puede configurar un HANSE 505 según sus necesidades y preferencias. Elija entre una combinación casi infinita de colores de casco, diseños de interior, maderas o tejidos. Cuando se haya decidido, nosotros le construiremos el yate de sus sueños.

### LA LIBERTE DE CHOIX

Le HANSE 505 peut être aménagé selon vos envies et vos besoins. Choisissez parmi une combinaison infinie de couleurs de coque, de décorations intérieures, de bois ou de tissus. Faites votre choix et nous construirons le voilier de vos rêves.

### HANSE INTERIEUR STUDIO

Eine HANSE 505 können Sie nach Ihren Bedürfnissen und Vorlieben gestalten. Wählen Sie aus einer nahezu unendlichen Kombination von Rumpffarben, Interieur-Layouts, Hölzern oder Stoffen. Wenn Sie entschieden haben, dann bauen wir Ihre Traumyacht.

### HANSE INTERIOR STUDIO

Un HANSE 505 può essere equipaggiato secondo le vostre esigenze e i vostri desideri. Scegliete fra le combinazioni pressoché infinite di colori dello scafo, configurazioni interne, legni o tessuti. Quando avrete scelto, costruiremo per voi la barca dei vostri sogni.



## FURNITURE, FLOORINGS, MATERIAL, FABRICS

Selection of the surfaces for furniture and floors, the work surfaces in the galley and wet areas and all upholstery material.

- Standard fittings
- Optional fittings

## MUEBLES, SUELOS, MATERIALES, TEJIDOS

Selección de las superficies para muebles y suelos, de las superficies de trabajo en la cocina y los baños y todas las tapicerías.

- Equipamiento estándar
- Equipamiento especial

## MEUBLES, PLANCHERS, MATÉRIAUX, SELLERIE

Choix de finitions pour les boiseries intérieures et les planchers, les surfaces des plans de travail cuisine et salle de bains, assortiment de tissus pour la sellerie.

- Équipement de série
- Équipement en option

## MÖBEL, BÖDEN, MATERIAL, STOFFE

Auswahl der Oberflächen für Möbel und Fußböden, der Arbeitsflächen in Pantry und Nasszellen und aller Bezugstoffe.

- Standardausstattung
- Sonderausstattung

## MOBILI, PAGLIOLI, MATERIALI

Grande scelta di legni per gli interni e i pagliolati, superfici di lavoro in cucina e nei bagni, assortimento di tessuti per la cucineria interna

- dotazioni standard
- dotazioni opzionali



# DESIGN YOUR OWN HANSE




▼ Floorboard



Acacia . Standard



Classic Stripes



Noce Nero

▼ Furniture Wood



Mahogany Style Satin Varnish   
Mahogany Style High Gloss



American Cherry Satin Varnish   
American Cherry High Gloss



Italian Oak Style Satin Varnish

▼ Worktop Galley




Black Quartz




Seashell White

▼ Carpets




Studio



Residence



Palazzo



Atelier



▼ Upholstery Monte Carlo

▼ Upholstery Florence




Cream




Blue



Nature



Anthracite




Yellow




Dark Grey



Chocolate





Red




Green




Sand




Chocolate



Beige Melange




Brown Melange







▼ Upholstery Portofino Leather




Cream




Blue




Gold




Auburn




Red




Jade




Clay




Chocolate




Mud




▼ Upholstery Valencia



Cream




Dark Blue




Yellow




Light Green




Red




Light Grey



Beige



Brown





## DECK, EXTERNAL MATERIALS, COLOURS

Selection of the deck cover, the cockpit and deck upholstery, for sprayhood/ maindrop, the colours for the hull and water line (gel coat or varnish).

- Standard fittings
- Optional fittings

## CUBIERTA, MATERIALES EXTERIORES, COLORES

Selección del revestimiento de cubierta, los tapizados de bañera y cubierta, capota antirociaciones/lazy-bag, los colores del casco y la línea de flotación (gelcoat o barniz).

- Equipamiento estándar
- Equipamiento especial

## COULEUR DE COQUE, AMENAGEMENTS DU PONT

Sélection de couleurs de coque et de ligne de flottaison (gel coat ou peinture) revêtement de pont, passavants et cockpit, couleur de sellerie pour la capote et housse de bôme.

- Équipement de série
- Équipement en option

## DECK, AUSSEN-POLSTER UND -STOFFE, RUMPFARBEN

Auswahl des Deckbelages, der Cockpit- und Deckpolster, für Sprayhood/Maindrop, der Farben für Rumpf und Wasserlinie (Gelcoat oder Lackierung).

- Standardausstattung
- Sonderausstattung

## COLORI SCAFO E TESSUTI PER L'ESTERNO

Selezione dei colori scafo e linea di galleggiamento, (gelcoat o vernice), della cuscineria esterna, cappottina e lazy bag

- dotazioni standard
- dotazioni opzionali





▼ SYNTHETIC TEAK



Teak Black



Teak Grey



Weathered Black



Weathered White



Scrubbed Black



Scrubbed Grey




Scrubbed White




Teak White

▼ TEAK



Teak






▼ Lazy Bag, Bimini, Sprayhood, Cover and Canopy



Light Grey



Cream



Dark Grey



Black



Dark Blue




Mineral

▼ Cockpit Cushions and Sun Bed Cushions




Light Grey




Cream




Dark Grey



Black




Dark Blue



Red



▼ Gelcoat Hull

Signal White . RAL 9003 

White Grey . RAL 7047 


Grey . RAL 7040 

Cottage Blue . RAL 5014 

Light Ivory . RAL 1015 

Peppel Stone Grey . RAL 7032 

▼ Gelcoat Waterline and Coveline

Dark Grey . RAL 7043 

Signal White . RAL 9003 


Black . RAL 9011 

White Grey . RAL 7047 


Light Ivory . RAL 1015 

Peppel Stone Grey . RAL 7032 


▼ Painted Hull, Waterline and Coveline also in Metallic Colours

Aristo Blue/Etheral Blue 


Sunfast Red/Dark Grey 

Ice Blue/Sky Blue 

Aqua Mist/Pearl Grey 

Dark Grey/Sunfast Red 

Etheral Blue/Aristo Blue 

Coral Red/Pure Silver 

Peppermint Blue/Dolphin Blue 

Pale Gold/Coral Red 

Pure Silver/Pale Gold 

Dolphin Blue/Peppermint Blue 

Venetian Red/Pure Silver 

Gelcoat hull, waterline and coveline can be matched according to the gelcoat selection chart. Your dealer will be happy to advise you.

Mix and match as you wish. The hull, waterline and coveline can also be painted in 70 + more other colors according to Alexseal color selection. Shown are examples. Your dealer will be happy to advise you.



# INDIVIDUAL CABIN CONCEPT

## STANDARD ▶

LARGE SAIL LOCKER  
1 LARGE OWNER CABIN  
2 HEADS/2 SHOWERS  
1 BUNK BERTH CABIN  
2 DOUBLE CABINS

A1

B1

C1

D1



## OPTION ▶

LARGE SAIL LOCKER  
1 LARGE OWNER CABIN  
3 HEADS/3 SHOWERS  
2 DOUBLE CABINS

A1

B1

C2

D1





## OPTION ►

LARGE SAIL LOCKER  
4 LARGE DOUBLE CABINS  
3 HEADS/3 SHOWERS

A1

B2

C2

D1



## OPTION ►

1 CREW CABIN  
4 LARGE DOUBLE CABINS  
2 HEADS/2 SHOWERS  
1 UTILITY ROOM

A2

B2

C3

D1



## INDIVIDUAL CABIN CONCEPT

HANSE is the creator of the Individual Cabin Concept. We use this system to build you a customised yacht that is comparable to a custom yacht, but at a series production price.

## DISEÑO VARIABLE DEL INTERIOR

HANSE ha inventado el Individual Cabin Concept. Nosotros construimos con este sistema yates personalizados para nuestros clientes, comparables con los diseños custom, pero a precio un barco de serie.

## AMÉNAGEMENT INTÉRIEUR MODULABLE

HANSE a inventé le concept de l'aménagement intérieur personnalisée. Grâce a ce système, nous construisons des voiliers répondant aux besoins de chacun de nos clients : Le designs sur mesure, au prix d'un bateau de série.

## VARIABLES INTERIEUR LAYOUT

Das Individual Cabin Concept hat HANSE erfunden. Wir bauen mit diesem System für unsere Kunden individuelle Yachten, vergleichbar mit teuren One-Off-Designs, zum Serienpreis.

## INTERNI PERSONALIZZABILI

L'Individual Cabin Concept è un'invenzione di HANSE. Adottiamo questo sistema per costruire barche personalizzate per i nostri clienti, paragonabili ai costosi One Off Design, ma a un prezzo di serie.





INTERIOR DESIGN





## THE FEEL-GOOD FACTOR

The interior is a balanced composition of many components. The room proportions and lighting play an important role, alongside colours, furniture design, fabrics and many special details. When you feel at home on board, we've got everything right!

## EL FACTOR DEL BIENESTAR

El interior es una equilibrada composición de muchos componentes. Es importante la proporción de los espacios y su iluminación. A ello hay que agregar colores, diseño de muebles, materiales y cantidad de pequeños detalles. Y si allí dentro se siente usted a gusto, es que lo hemos hecho todo bien.

## LE FACTEUR BIEN-ÊTRE

L'équilibre intérieur est une combinaison de nombreux éléments : Les volumes et l'éclairage en sont la condition essentielle. Auxquels viennent s'ajouter les couleurs, le design des aménagements, les matériaux et beaucoup de petits détails. Et si vous vous sentez à votre aise, cela prouve que nous avons réussi.

## DER WOHLFÜHLFAKTOR

Das Interieur ist eine ausgewogene Komposition aus vielen Bauteilen. Wichtig sind die Proportionen der Räume und deren Beleuchtung. Dazu kommen Farben, Möbeldesign, Materialien und jede Menge kleiner Details. Und wenn Sie sich darin wohlfühlen, haben wir alles richtig gemacht.

## IL FATTORE BENESSERE

Gli interni sono un insieme equilibrato di diversi componenti. Le proporzioni degli spazi e la loro illuminazione sono fattori fondamentali. Inoltre, entrano in gioco colori, design dei mobili, materiali e molti altri piccoli dettagli. E se vi sentite a vostro agio sulla vostra barca, significa che abbiamo fatto bene il nostro lavoro.

HANSE

505



## THE GOOD LIFE

1. Around the saloon table
2. Galley with sea view
3. Saloon with feelgood climate
4. Classic navigation area

## ENCONTRARSE A GUSTO

1. Alrededor de la mesa del salón
2. Cocina con vistas al mar
3. Salón acogedor
4. Navegación clásica

## BIEN VIVRE

1. Autour de la table de carré
2. Cuisine avec vue sur la mer
3. Carré confortable et accueillant
4. Table à cartes traditionnelle

## ENTSPANNUNG PUR

1. Rund um den Salontisch
2. Pantry mit Seeblick
3. Salon mit Wohlfühlklima
4. Klassische Navigation

## BENESSERE

1. Intorno al tavolo del quadrato
2. Cucina con vista sul mare
3. Dinette spaziosa e accogliente
4. Tavolo da carteggio tradizionale







2 Communicate while cooking. The large longitudinal galley at port side is part of the saloon.



3 The large, open saloon with flat companionway. Ample light and ventilation, as well as indirect lighting.



4 Classic navigation area in the direction of travel with comfortable seating position.





1 Portside aft cabin with lots of cabinet space and leather trim lines.



2 Ladies locker: dressing table with storage compartment and mirror insert.



3 Large owner's cabin with double berth in the forward cabin. Indirect lighting, Ladies locker: dressing





### CABINS WITH COMFORT

1. Aft cabins for the guests
2. Hidden: dressing table
3. Extremely comfortable: the owner's cabin

### CABINAS CON COMODIDAD

1. Cabinas de popa para los invitados
2. Tocado oculto
3. Realmente comodo: el camarote del armador

### CONFORT DES CABINES

1. Cabines arrières pour les invités
2. Coiffeuse intégrée
3. La cabine propriétaire: spacieuse et agréable

### KABINEN MIT KOMFORT

1. Achterkammern für die Gäste
2. Verborgen: Schminktisch
3. Wirklich komfortabel: die Eignerzimmer

### COMODITA' NELLE CABINE

1. Cabine di poppa per gli ospiti
2. Mobile toletta integrato
3. Cabina armatoriale a prua: spaziosa ed areata



## FREEDOM TO MOVE

1. Just a wet area? No, a real bath
2. Selected details
3. A seat in the shower

## LIBERTAD DE MOVIMIENTO

1. ¿Solo aseo? No, un baño.
2. Detalles seleccionados
3. Un asiento en la ducha

## LIBERTÉ

1. Douche séparée dans une vraie salle de bains
2. Souci du détail
3. Un siège de douche

## BEWEGUNGSFREIHEIT

1. Nur Nasszelle? Nein, ein richtiges Bad
2. Ausgesuchte Details
3. Ein Sitz in der Dusche

## LIBERTA'

1. Un vero box doccia separato
2. Scelta dei dettagli
3. Un sedile nella doccia







ventilation as a matter of course.



2 Beautiful fittings and an elegant washbasin will make you feel at home.



3 Shower with moulded seat.





1 You can light and ventilate the saloon however you like through a variety of hatches and windows.



2 A kitchen with sea view. Cooking in the galley is a real experience.



3 A range of furniture and interior surfaces are available to choose from. The HANSE 505 offers





## LIGHT AND AIR CONCEPT

1. As much light as you want
2. Cooking with an all-round view
3. Let taste decide

## CONCEPTO DE LUZ Y VENTILACIÓN

1. Tanta luz como desea
2. Cocina con amplitud de miras
3. El gusto decide

## LUMIÈRE ET AERATION

1. De la lumière autant que vous voulez
2. Cuisiner avec de l'espace
3. Laissez-vous guider par votre gout

## LICHT UND LUFT KONZEPT

1. Licht, soviel Sie wollen
2. Kochen mit Weitsicht
3. Geschmack entscheidet

## LUCE E ARIA

1. Luce e aria : quanta ne volete
2. Cucinare in grandi spazi
3. Lasciatevi guidare dal vostro gusto





2 B&G Zeus² 9 chart plotter, one at each helm position, 2 Navpods, one per steering pedestal



B&G VHF V50 at chart table, incl. wireless remote handset H50



Autopilot B&G control unit & Precision 9 Compass, Antenna splitter for VHF and AIS

3 Years  
B&G  
world wide  
on board  
guarantee



incl. windtransducer



incl. transducer  
(speed, depth & temp)

2 B&G Triton² multifunction displays in cockpit, GoFree wireless link

# Navigation package basic



2 B&G Zeus² 9 chart plotter, one at each helm position, 2 Navpods, one per steering pedestal



B&G CPU Hydra computer

B&G VHF V50 at chart table, incl. wireless remote handset H50

incl. windtransducer



incl. transducer  
(speed, depth & temp)

2 B&G H5000 multifunction displays in cockpit



2 B&G H5000 multifunction displays, one at each helm position, B&G Autopilot, 2 H5000 control units & Precision 9 Compass, AIS Class B transponder, B&G CPU Hydra computer, GoFree wireless link, Antenna for VHF, FM and AIS, incl. splitter

# Navigation package plus




TRUE MARINE - DESIGN AND TECHNOLOGY FOR BOATS!



REMOTE CONTROL

- Watertight control of all functions in cockpit
- Control of iPod/iPhone music library
- Display of speed, depth, wind and GPS via NMEA 2000 interface

2 high-end 2-way speakers in cockpit, shock resistant, watertight



4 high-end 2-way speakers in saloon



DOCKING STATION

- USB to play for MP3 files
- iPod/iPhone



FUSION MS-AV750


- Multifunction device: Radio (AM/FM), CD/DVD Player and VHF (listening), USB
- Intuitive and simply usability
- Watertight and saltwater resistant
- Control of iPod/iPhone music library
- Speakers in cockpit/saloon separately controllable

WLAN



FUSION WIRELESS LINK (no internet access)

- Use your iPhone/iPad/android as remote control (App needed)



FUSION MS-AB206 subwoofer with integrated amplifier in salon



- ☞ All you need to enjoy cruising
- ☞ Todo lo que necesita para disfrutar navegando
- ☞ Tout ce dont vous avez besoin pour profiter de votre croisière
- ☞ Alles, was Sie brauchen, um Segeln zu genießen
- ☞ Tutto quello di cui hai bisogno è goderti la crociera

Entertainment package

Cruising package plus





- 🦋 All you need to relax on board
- 🦋 Todo lo que necesita para relajarse a bordo
- 🦋 Tout ce dont vous avez besoin pour vous relaxer à bord
- 🦋 Alles, was Sie brauchen, um an Bord zu entspannen
- 🦋 Tutto quello di cui hai bisogno è rilassarti a bordo

## Comfort package

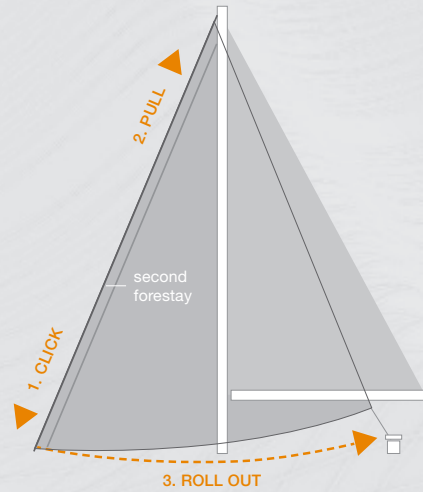


- 🦋 All you need to cruise fast
- 🦋 Todo lo que necesita para navegar a toda vela
- 🦋 Tout ce dont vous avez besoin pour aller plus vite
- 🦋 Alles, was Sie brauchen, um schnell zu segeln
- 🦋 Tutto quello di cui hai bisogno è velocità a vela

## Performance package basic



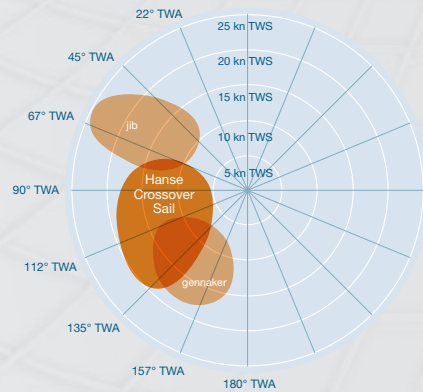
# GREEN LIGHT WIND POWER



Easy and safe to handle



CZ laminate with Twaron-fibers and Technora X-Ply



Windrange from 5 to 20 kn


## LIGHT WIND PERFORMANCE WITH HANSE CROSSOVER SAIL

- ⚓ sailing performance from 5 kn wind speed
- ⚓ sail area 106,80 m<sup>2</sup> (approx. 1,150 sq ft)
- ⚓ largest wind range in its class
- ⚓ green alternative to the engine
- ⚓ ideal complement to the self-tacking jib
- ⚓ additional forestay
- ⚓ easily furling in and out from the cockpit


# HANSE CROSSOVER SAIL

## ELVSTRØM FCL 5 LAYER PERFORMANCE TRIOPTIMAL SAILS

- ⚓ increased stability for high performance
- ⚓ high durability for ambitious cruising
- ⚓ exclusive Design by Jesper Bank for HANSE




Taffeta: 1.7 oz  
Double Layer Film  
Grid Fabric: 6 ends 3000 P/5 picks 500 P  
Double Layer Film  
Taffeta: 2.0 oz



## ELVSTRØM HIGH END HPM MEMBRANE SAILS

- ⚓ high form stability due to optimal membrane
- ⚓ minimal stretch due to high strength Technora fibres
- ⚓ high mechanical strength using Taffeta
- ⚓ extremely low weight per m<sup>2</sup>



Grey Taffeta: 1.7 oz  
Double Layer Film  
Fase: Aramid / Technora  
Double Layer Film  
Grey Taffeta: 2.0 oz



# FCL and HPM sails





Lazy bag and lazy jacks with HANSE logo



2 Steering wheels, Y-spoke-design, GRP-composite, black or white colour



Easy to open guard rail exit on both sides



Extra track on coach roof with pin stop cars for larger 105 % genoa



2 x LEWMAR 55 EST EVO electrical winches



Bimini top with stainless steel frame



Classic teak decking on side decks and coach roof



Sun bath island with weatherproof cushions



Retractable bow- and/or sternthruster



Weatherproof cockpit cushions



Sprayhood with stainless steel frame and large windows



Three blade folding propeller, Volvo D2-75



Solid teak and stainless steel rub rail hull protection



Shallow draft L-shape keel (1.98 m), cast iron



Stainless steel removable ladder at guard rail exit



Teak on coachroof and halyard lids





Fisher Panda Generator (8 kW)



AIS Class B transponder



TV lifting system in saloon center piece with 32" screen



B & G 4G broad band radar



Large utility room on port side (C 3 layout)



Flush installed microwave in galley



Solid double steering pedestals with space for instruments



Washer/dryer machine (6 kg)



Additional fridge volume. Front opening



Air condition (28.000 BTU) with 3 outlets



GS carbon gangway



Jabsco electric toilet with sea water flush

## ORIGINAL ACCESSORIES

The HANSE 505 is, of course, ready to sail and is well equipped for your next adventure. But if you want to give your yacht a particular charm, original HANSE accessories are the best choice.

## ACCESORIOS ORIGINALES

Naturalmente el HANSE 505 con su equipamiento estándar ya tiene el velamen completo y está bien equipado para la gran travesía. Pero con los accesorios originales de HANSE le da a su yate un resplandor y calidad especiales.

## PERSONNALISEZ VOTRE BATEAU

Bien équipé en standard le Hanse 505 peut cependant recevoir des équipements complémentaires afin de personnaliser votre bateau selon vos désirs et vos besoins.

## ORIGINAL ZUBEHÖR

Natürlich ist die HANSE 505 in der Standard-ausrüstung bereits segelklar und gut gerüstet für die große Reise. Verleihen Sie ihrer Yacht mit HANSE-Original-Sonderzubehör eine besondere Ausstrahlung.

## ACCESSORI ORIGINALI

Naturalmente anche con la dotazione di base l'HANSE 505 è pronto per partire per lunghe navigazioni. Tuttavia con gli accessori speciali originali HANSE potete aggiungere personalità e qualità alla vostra barca.



# SPECIFICATION

HANSE

# 505





## SPECIFICATION HANSE 505

LOA	15.40 m   50'6"
Hull length	14.85 m   48'9"
LWL	13.54 m   44'5"
Beam	4.75 m   15'7"
Draft	2.38 m   7'8" (standard) 1.98 m   6'5" (option)

Displacement	approx. 14,000 kg   approx. 30,900 lb (standard) approx. 14,450 kg   approx. 31,900 lb (option)
Ballast	approx. 4,000 kg   approx. 8,820 lb (standard) approx. 4,450 kg   approx. 9,810 lb (option)

Engine	55 kW / 75 HP (standard)
--------	--------------------------

Fresh water	approx. 650 l / approx. 177 US gal
Fuel tank	approx. 300 l / approx. 79 US gal

Mast length above WL	approx. 22.10 m   approx. 72'5" ft
Total sail area	approx. 129 m <sup>2</sup>   approx. 1,390 sq ft
Main sail	approx. 67.50 m <sup>2</sup>   approx. 710 sq ft
Self-tacking jib	approx. 51.50 m <sup>2</sup>   approx. 554 sq ft
Genoa 105 %	approx. 61.50 m <sup>2</sup>   approx. 662 sq ft
Gennaker	approx. 170.00 m <sup>2</sup>   approx. 1,830 sq ft
Crossover sail	approx. 106.80 m <sup>2</sup>   approx. 1,150 sq ft
Rig	I: 19.55 m   64'2" J: 5.85 m   19'2" P: 18.35 m   60'3" E: 6.15 m   20'2"


CE Certificate	A (ocean)
----------------	-----------

Design	judel/vrolijk & co
Interior	HanseYachts Design

All measurements are approximate. Specification and material can be changed without notice. Errors excepted.



15.40 m | 50'6"



4.75 m | 15'7"





YOUR HANSE 505 WILL BE BUILT IN THE MOST STATE-OF-THE-ART  
SERIES PRODUCTION SHIPYARD IN THE WORLD







 OUR PEOPLE ARE PASSIONATE ABOUT YACHT BUILDING

1. People are still the heart of HANSE
2. Wood – the soul of a yacht
3. Line production – precise and effective
4. Controlled quality

 CONTRUCCIÓN DE YATES CON PASIÓN

1. En HANSE se tiene en cuenta a la persona
2. La madera, el alma de un yate
3. Fabricación en cadena, con precisión y eficacia
4. Calidad controlada

 CONSTRUIRE DES BATEAUX AVEC PASSION

1. Chez HANSE chaque individu détient un savoir faire
2. Le bois est l'âme de votre bateau
3. La fabrication est précise et efficace
4. La qualité est contrôlée

 YACHTBAU MIT LEIDENSCHAFT

1. Bei HANSE zählt der Mensch
2. Holz, die Seele einer Yacht
3. Bandfertigung, präzise und effektiv
4. Kontrollierte Qualität

 COSTRUIAMO YACHT CON PASSIONE

1. Per HANSE le persone contano
2. Il legno, l'anima di uno yacht
3. Produzione in serie, precisa ed efficiente
4. Qualità controllata







2 Carefully selected solid timbers – such as American cherry – give the HANSE 505 its unique charm.




3 Series production of yachts on assembly lines with calculated cycle times - good value with high quality.



4 Your HANSE 505 will not set sail without an extensive quality control throughout the whole production.





1 Special attention to details and utmost precision.



2 A puzzle with many pieces. The HANSE 505 was developed and engineered with millimeter precision.



3 CE-certificate by GL. The Germanischer Lloyd is setting highest standards in boatbuilding worldwide.





## LEADING EDGE TECHNOLOGY

1. Highly trained specialists take control
2. The HANSE 505 takes shape on screen
3. CE certification from Germanischer Lloyd
4. Furniture construction by hand and machine

## ALTA TECNOLOGÍA Y SENSIBILIDAD

1. La persona tiene el control
2. El HANSE 505 nace en la pantalla del ordenador
3. Certificación CE de calidad Germanischer Lloyd
4. Muebles hechos a mano y a máquina

## HIGH TECH ET SENSATIONS

1. Une fabrication cousue main
2. Une conception assistée par ordinateur
3. Une Certification CE reconnue par Germanischer Lloyd
4. Un outillage High-Tech

## HIGH TECH UND GEFÜHL

1. Der Mensch hat die Kontrolle
2. Die HANSE 505 entsteht am Bildschirm
3. CE Zertifizierung vom Germanischen Lloyd
4. Möbelbau mit Hand und Maschine

## ALTA TECNOLOGIA E SENSIBILITA'

1. E' l'uomo che ha il pieno controllo
2. L'Hanse 505 è progettato interamente a computer
3. La certificazione Ce è rilasciata dal Germanischer Lloyd
4. I mobili sono realizzati a mano e a macchina













Layout: www.JULFSON.de | Print: Druckhaus Panzig | Photos: HanseYachts, Michael Amme, Nico Krauss, Erik Bootsma, Henry Dramsch, Kzenon - Fotolia, G.Ligit - Fotolia, Rebecca Schmidt, B&G, Flexofold, Fusion, Elvström, Fisher, Eberspächer, Joakim Abrahamsson, ULFSON. This brochure is not contractual. The yachts depicted partly comprise special equipment not included in the standard scope of supply. Illustrations may not correspond with current versions. Subject to alterations in design and equipment without notice and errors excepted.

CIB505/E/1016