



## SPECIFICATION S330

### PRINCIPAL DIMENSIONS according to ISO 8666

Length Overall (Lmax)	10.31 m	33' 10"
Length of Hull (LH)	9.99 m	32' 8"
Beam (BH)	3.50 m	11' 6"
Draught (Tmax)	0.98 m	3' 2"
Air height	3.39 m	11' 1"
Fuel capacity	570 l	125 UK gal
Water capacity	220 l	48 UK gal
Displacement	6.14 t	6 UK t
CE Category	B	B
Max. persons	8	8

### ENGINE STANDARD

1 x Volvo Penta D6-330 27/28 knots\*

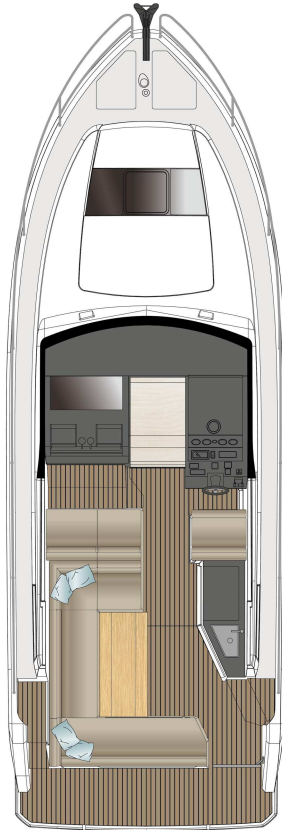
### ENGINE OPTIONS

2 x Volvo Penta D3-220 31/32 knots\*

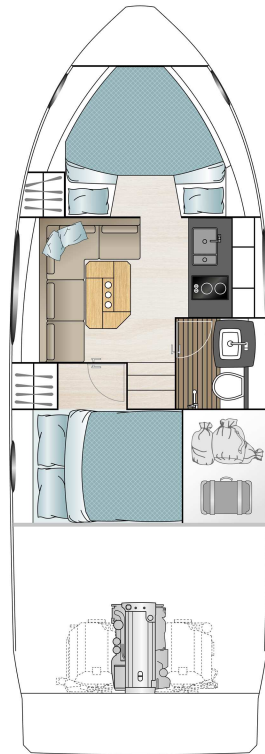
1 x Volvo Penta D6-400 31/32 knots\*



\*All performance figures are given in good faith and are intended as an indication. These figures cannot be guaranteed as top speed in particular is affected by the cleanliness of the hull, conditions of the propellers, weight carried and air/sea temperature. Performance is related also to the optional accessories selected. SEALINE reserves the right to change specifications in line with the company policy of improvement through research and development. Standard Propeller tested in Greifswald according to Volvo conditions. All measurements/figures approximate. Errors and omissions excepted. Specification and material can be changed without notice. Please check with your dealer for a full list of inclusions. Valid from 2018.09.06



MAIN DECK



LOWER DECK  
standard

A1

B1

C1

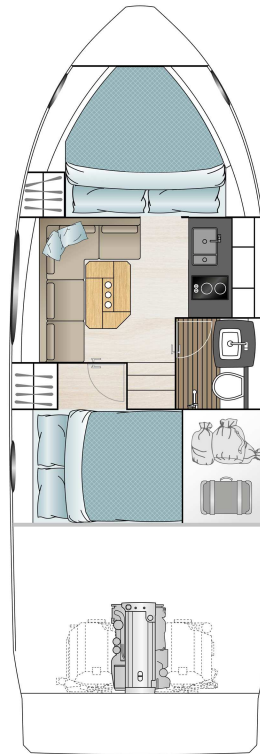


LOWER DECK  
optional

A2

B1

C1

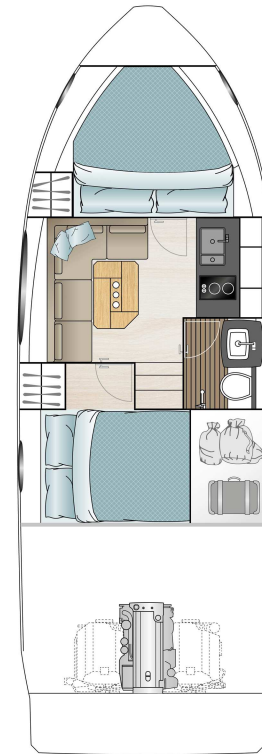


LOWER DECK  
optional

A3

B1

C1



LOWER DECK  
optional

A4

B1

C1

## HULL

- GRP hull with sandwich construction, isophthalic gelcoat, colour: STAR WHITE, 1st layer vinyl ester resin
- Waterline, isophthalic gelcoat, colour: BLACK
- Aft pillar vinyl wrapped in GREY with SEALINE logo
- 4 hull windows not openable (master cabin, guest cabin port side, galley, saloon)
- 2 hull windows with openable porthole (guest cabin port side and toilette)

## DECK & COCKPIT

- GRP deck with antislip surface, isophthalic gelcoat, colour: STAR WHITE, 1st layer vinyl ester resin, double anchor locker, self draining, anchor arm stainless steel
- Fender strip, rubber, colour: BLACK
- SEALINE steering wheel and throttles
- Full windscreen with pantograph wipers and screen wash
- Bathing platform in fiberglass, bathing ladder with handrail and bathing shower with hot and cold water and opening stainless steel gate.
- Stainless steel pulpit, 4 stainless steel mooring cleats, stainless steel handrails
- Seating "U"-shaped bench with fixed backrest and table with fixed leg. Manual bimini. External galley with sink, cold and hot water and storage. Pilot seat plus 2 copilot seats.
- Cockpit seat on port side
- Table in cockpit with fixed leg, on port side, electric engine hatch

## PROPULSION

- Engine room, sound insulated, fans with fire extinguisher system, automatic and manual, Batteries-Engines: 1 x 95 Ah, Battery charger 50 A (for engine and service batteries)
- 1 Volvo Penta D6 (330 hp) stern drive propeller: G3, Volvo engine instrumentation
- Volvo engine instrumentation 2.5" display

- Fuel tank, capacity: 570 litres
- Fuel Filter

## ELECTRICAL EQUIPMENT

- 12 V and 230 V electric system with 230 V shore power connection. Sockets in saloon (1), master cabin (2), guest cabin (1), galley (2), toilette (1) and 12V on dashboard (1)
- Batteries-Service: 2 x 160 Ah
- Country Version: EU / AUS
- Manual toilet
- Light in cabins, saloon and galley with dimmer. Dimmable indirect lights and reading lights in cabins. Lights in toilettes, cockpit and engine room
- Holding tank (85 l)
- Water tank (220 l) with gauge, fresh water pump and boiler (22 l)
- Bilge pumps: automatic electric (2) and manual emergency bilge pump in cockpit (1)

## NAVIGATION & INSTRUMENTS

- Standard dashboard with engine room fire extinguisher system
- Compass
- Navigation lights

## LAYOUT & INTERIOR

- A1: Master cabin with "V" berth, wardrobe and drawers underneath the bed. 3 Skylights, one openable. Open access to saloon.
- B1: Saloon with "L"-shaped sofa and storage. Galley with stowage, fridge, 2 gas stove and sink with draining basin, fully equipped head with handheld shower.
- C1: Guest cabin with double berth, 1 wardrobe and storage
- Saloon table with fixed leg
- Counter tops in galley, in BISTRO material (according to colour card)

## UPHOLSTERY & WOOD

- Upholstery scheme BALTIMORE (according to colour card)
- Exterior seating material and upholstery helmsman seat in SARDINIA, colour: GULL WING (according to colour card).
- Standard mattresses in all cabins
- Interior furniture in high quality marine plywood: WELLINGTON WOOD (according to colour card). Bedheads in master cabin in WELLINGTON WOOD (according to colour card) and guest cabin in soft material.
- Saloon, galley flooring and cabins in AUSTRALIAN ACACIA (according to colour card)
- Heads flooring - wood style

## TRANSPORT

- Identified locations for hand held fire extinguishers - (hand held fire extinguishers are not supplied), SEALINE Owner's Manual in SEALINE document bag