



SPECIFICATION C330

PRINCIPAL DIMENSIONS according to ISO 8666

Length Overall (Lmax)	10.31 m	33' 10"
Length of Hull (LH)	9.99 m	32' 9"
Beam (BH)	3.50 m	11' 6"
Draught (Tmax)	1.03 m	3' 5"
Air Height	3.42 m	11' 3"
Fuel capacity	570 l	125 UK gal
Water capacity	220 l	48 UK gal
Displacement	6.67 t	6.57 UK t
CE Category	B	B
Max. persons	8	8

ENGINE STANDARD

1 x Volvo Penta D6-340 25/26 knots*

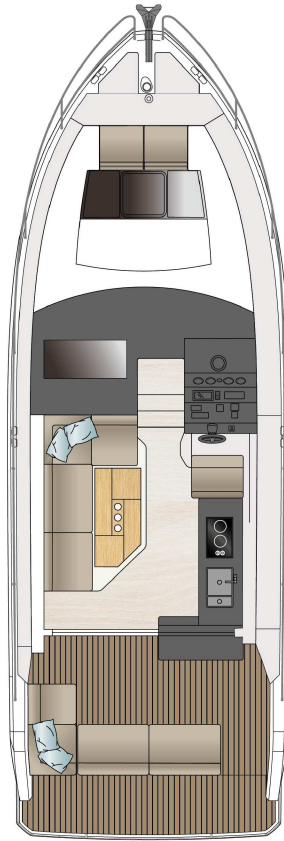
ENGINE OPTIONS

2 x Volvo Penta D3-220 30/31 knots*

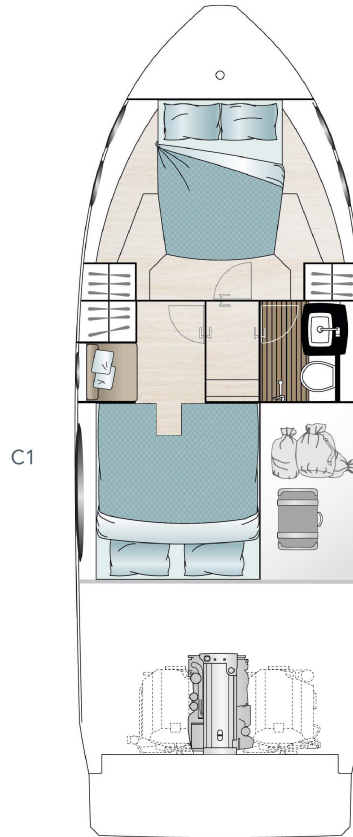
1 x Volvo Penta D6-400 30/31 knots*



*All performance figures are given in good faith and are intended as an indication. These figures cannot be guaranteed as top speed in particular is affected by the cleanliness of the hull, conditions of the propellers, weight carried and air/sea temperature. Performance is related also to the optional accessories selected. SEALINE reserves the right to change specifications in line with the company policy of improvement through research and development. Standard Propeller tested in Greifswald according to Volvo conditions. All measurements/figures approximate. Errors and omissions excepted. Specification and material can be changed without notice. Please check with your dealer for a full list of inclusions. Valid from 2020.08.24.

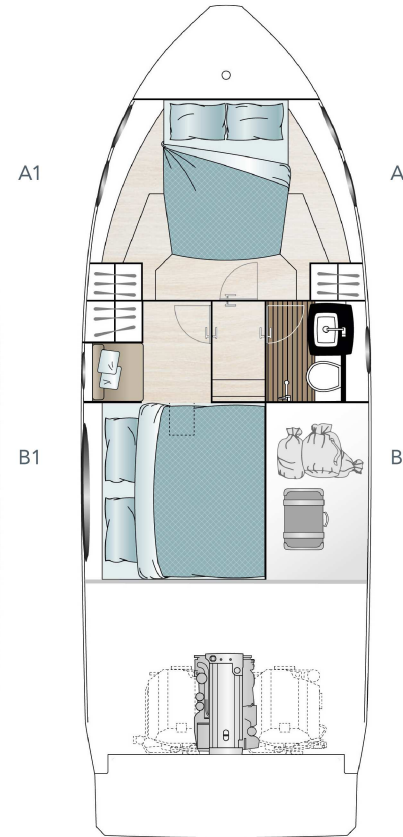


MAIN DECK



C1

LOWER DECK
standard



A1

B1

A1

B2

LOWER DECK
optional

HULL

- GRP hull with sandwich construction, isophthalic gelcoat, colour: STAR WHITE, 1st layer vinyl ester resin
- Waterline, isophthalic gelcoat, colour: BLACK
- Aft pillar vinyl wrapped in GREY with SEALINE logo
- 3 hull windows (2 in master cabin port side, VIP cabin port side)
- 2 hull windows with openable porthole (VIP cabin port side and toilette)

DECK & COCKPIT

- GRP deck with antislip surface, isophthalic gelcoat, colour: STAR WHITE, 1st layer vinyl ester resin, anchor locker self draining, anchor arm stainless steel
- Hull fender strip in black rubber
- SEALINE steering wheel and throttles
- Full windscreen with pantograph wipers and screen wash
- Panoramic full glass windows and one fixed skylight in saloon
- Bifold door between cockpit and galley and tilting window to enlarge galley into cockpit
- Bathing platform in fiberglass, bathing ladder with handrail and bathing shower with hot and cold water and opening stainless steel gate.
- Stainless steel pulpit, 4 stainless steel mooring cleats, stainless steel handrails
- Seating "L"-shaped bench with fixed backrest at stern and port side with storage and foldable teak bar, manual bimini
- Bench at bow, GRP surface
- Manual engine hatch

PROPULSION

- Engine room, sound insulated, fans with fire extinguisher system, automatic and manual, Batteries-Engines: 1x 95 Ah, Battery charger 50 A (for engine and service batteries)
- 1 Volvo Penta D6 (340 hp) stern drive propeller: H2, Volvo engine instrumentation

- Volvo engine instrumentation 2.5" display
- Fuel tank, capacity: 570 litres
- Fuel Filter

ELECTRICAL EQUIPMENT

- 12 V and 230 V electric system with 230 V shore power connection. Sockets in saloon (2), master cabin (1), guest cabin (1), galley (2), toilette (1) and 12 V on dashboard (1)
- Batteries-Service: 2 x 160 Ah
- Country Version: EU / AUS
- Manual toilet
- Light in cabins, saloon and galley with dimmer. Dimmable indirect lights and reading lights in cabins. Lights in toilettes, cockpit and engine room.
- Holding tank (85 l)
- Water tank (220 l) with gauge, fresh water pump and boiler (22 l)
- Bilge pumps: automatic electric (2) and manual emergency bilge pump in cockpit (1)

NAVIGATION & INSTRUMENTS

- Standard dashboard with engine room fire extinguisher system
- Compass
- Navigation lights

LAYOUT & INTERIOR

- A1: Master cabin with double berth, 2 wardrobes and drawers underneath the bed. 3 skylights, one openable, fully equipped head with handheld shower, manual toilet.
- B1: Guest cabin with twin berths, 1 wardrobe, 1 seat and storage
- C1: Saloon with "L"-shaped sofa and pilot seat. Galley with stowage, fridge, gas stove - two-burner, 1 gas oven and sink with draining basin.
- Saloon table with fixed leg
- Counter tops in galley, in BISTRO material (according to colour card)

UPHOLSTERY & WOOD

- Upholstery scheme CASABLANCA, colour: PEARL WHITE (according to colour card)
- Exterior seating and helmsman seat material in SARDINIA, colour: GULL WING (according to colour card)
- Standard mattresses in all cabins
- Interior furniture in high quality marine plywood: MADISON WOOD (according to colour card)
- Saloon, galley flooring and cabins in AUSTRALIAN ACACIA (according to colour card)
- Heads flooring - wood style

TRANSPORT

- Declaration of Conformity
- Safety manual
- Identified locations for hand held fire extinguishers - (hand held fire extinguishers are not supplied), SEALINE Owner's Manual in SEALINE document bag