



SPECIFICATION C390v

PRINCIPAL DIMENSIONS according to ISO 8666

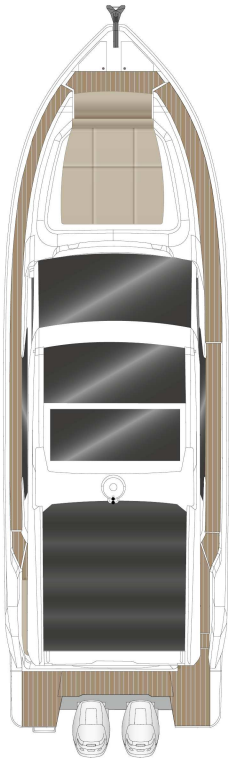
Length Overall (Lmax)	12.42 m	40' 9"
Length of Hull (LH)	11.96 m	39' 3"
Beam (BH)	3.85 m	12' 8"
Draught (Tmax)	0.96 m	3' 2"
Air height (DWL)	3.86 m	12' 8"
Fuel capacity	1140 l	250 UK gal
Water capacity	400 l	88 UK gal
Displacement	10.36 t	10.20 UK t
CE Category	B - 10	C - 14

ENGINE OPTION

2 x Suzuki 350 hp duoprop 32 knots* TBC



*Max. outboard horse power: 2x350 hp; max. speed allowed: 40 knots. SEALINE reserves the right to change specifications in line with the company policy of improvement through research and development. All measurements/figures approximate. Errors and omissions are excepted. Specification and material can be changed without notice. Please check with your dealer for a full list of inclusions. Valid from 2020.07.01.



ROOF

D1



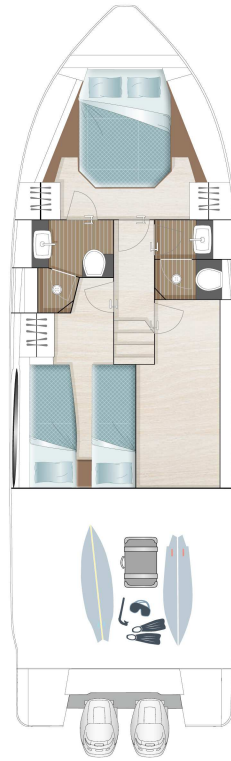
MAIN DECK
standard

D2



MAIN DECK
optional

B1

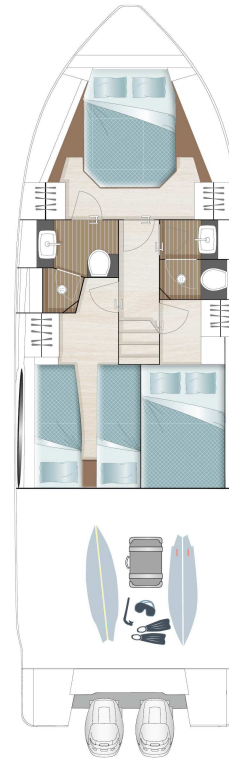


LOWER DECK
standard

A1

C1

B1

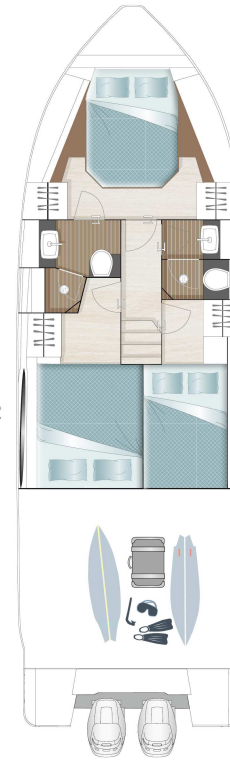


LOWER DECK
optional

A1

C2

B2

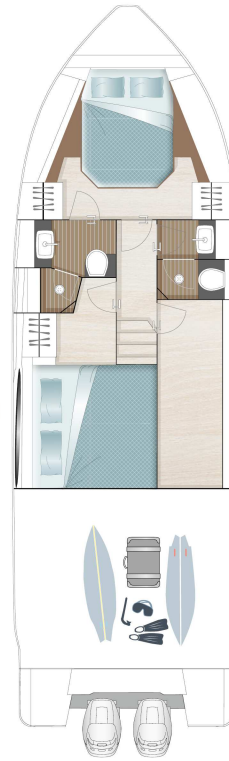


LOWER DECK
optional

A1

C2

B3



LOWER DECK
optional

A1

C3

HULL

- GRP hull, ISO NPG gelcoat, colour: STAR WHITE, 1st layer Vinyl ester resin, sandwich construction, composite structural bulkheads
- Waterline, isophthalic gelcoat, colour: BLACK
- Aft pillar vinyl wrapped in GREY with SEALINE logo
- 1 hull window (master cabin starboard side)
- 4 hull windows with openable porthole (master cabin port side, VIP cabin, and toilettes)

DECK & COCKPIT

- GRP deck, molded antiskid surface, ISO NPG gelcoat, colour: STAR WHITE, 1st layer vinyl ester resin, sandwich construction, anchor locker, self draining, anchor arm stainless steel
- Fender strip, rubber, colour: BLACK
- SEALINE steering wheel
- Full windscreen with pantograph wipers and screen wash
- Cockpit, opening roof, manual
- Panoramic side full glass windows, skylight in saloon and 2 openable hatches in saloon
- Bifold door between cockpit and galley and tilting window to enlarge galley into cockpit
- 2 side bathing platforms in fiberglass, bathing ladder with handrail and bathing shower with hot and cold water and opening stainless steel gate
- Manual storage hatch in cockpit
- Stainless steel pulpit, 4 stainless steel mooring cleats, stainless steel handrails
- Seating "L"-shaped bench with fixed backrest with storage underneath and teak bar
- Bench at bow, GRP surface

PROPULSION

- Engine battery preparation including main switches
- Fuel tank, capacity: 1140 litres

ELECTRICAL EQUIPMENT

- 12 V and 230 V electric system with 230 V shore power connection and switches, sockets in saloon (1), master cabin (2), VIP cabin (1), galley (2), toilettes (2), engine room (1), 12V on dashboard (1) and storage room (1)
- Battery set, capacity: 1x 260 Ah, Service battery charger: 50 A
- Country Version: EU / AUS
- Manual toilets
- Light in cabins, saloon and galley with dimmer. Dimmable indirect lights and reading lights in cabins. Lights in toilettes, cockpit and engine room
- Front screen demister
- Holding tank (170 l)
- Water tank (400 l) with gauge, fresh water pump and boiler (40 l)
- Bilge pumps: automatic electric (2) and manual emergency bilge pump in cockpit (1)

NAVIGATION & INSTRUMENTS

- Standard dashboard
- Compass
- Navigation lights

LAYOUT & INTERIOR

- A1: Master cabin with double berth, 2 wardrobes and sideboards with stowage and two bedside tables. 1 drawer underneath the bed. 3 Skylights, one openable, direct access to separated head. Fully equipped head with separated shower stall with skylight, handheld shower, and comfort seat with wood cover.
- B1: VIP cabin with twin berth, wardrobe and sideboard with stowage on port side, skylight
- C1: Storage room and fully equipped day head with separated shower stall, handheld shower and seat on starboard side
- D1: Saloon with "L" shaped sofa, pilot seat, galley with stowage, fridge with freezer compartement, gas stove - 2 burners, 1 gas

oven and sink with draining basin

- Saloon table with fixed leg
- Counter tops in galley, in BISTRO material (according to colour card)

UPHOLSTERY & WOOD

- Upholstery scheme CASABLANCA, colour: PEARL WHITE (according to colour card)
- Exterior seating material in SARDINIA, colour GULL WING (according to colour card)
- Upholstery helmsman seat: CASABLANCA, colour: PEARL WHITE (according to colour card), Bed frames and bedheads in all cabins in soft material, colour: SILVERTEX ANTHRACITE
- Standard mattresses in all cabins
- Interior furniture in high quality marine plywood: MADISON WOOD (according to colour card)
- Floorboard in saloon, galley and cabins - AUSTRALIAN ACACIA (according to colour card)

TRANSPORT

- Identified locations for hand held fire extinguishers - (hand held fire extinguishers are not supplied), SEALINE Owner's Manual in SEALINE document bag