

SPECIFICATION



technical details

according to ISO 8666

LOA	16.36 m	53' 8"
Hull length	14.20 m	46' 7"
Beam	4.79 m	15' 9"
Draft max	1.37 m	4' 6"
Water tank	390 l	86 UK gal
Fuel tank	2080 l	457 UK gal
Displacement	17.8 t	17.52 UK t
CE Category	B	B
Max. persons	18	18

Engine Standard

2x Volvo Penta IPS700	approx.	34 knots*
-----------------------	---------	-----------

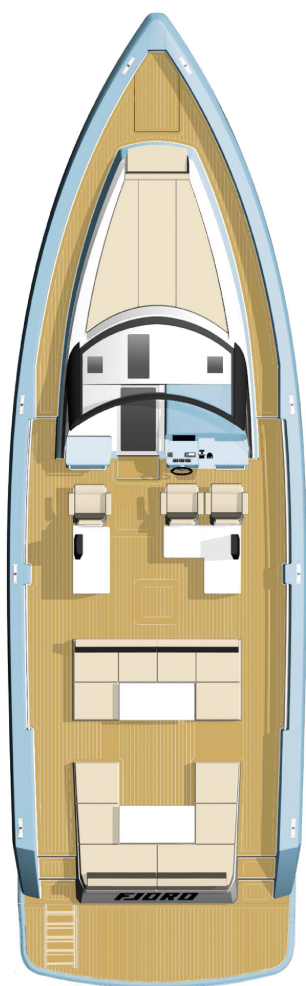
Engine Options

2x Volvo Penta IPS800	approx.	36 knots*
3x Volvo Penta IPS650	approx.	38 knots*

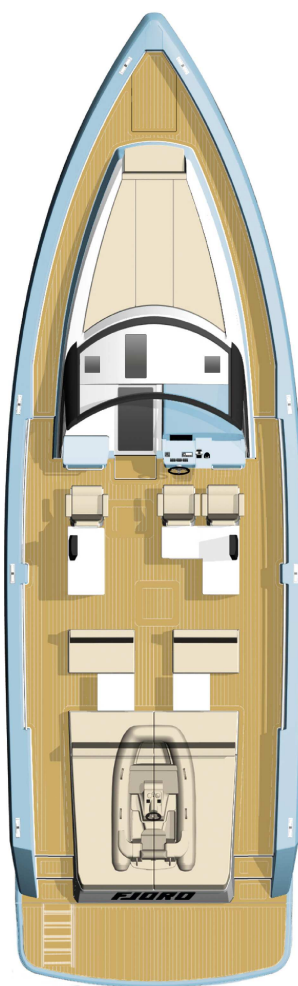
*All performance figures are given in good faith and are intended as an indication. These figures cannot be guaranteed as top speed in particular is affected by the cleanliness of the hull, conditions of the propellers, weight carried and air/sea temperature. Performance is related also to the optional accessories selected. FJORD reserves the right to change specifications in line with the company policy of improvement through research and development. Standard Propeller tested in Greifswald according to Volvo conditions. All measurements/figures approximate. Errors and omissions excepted. Specification and material can be changed without notice. Please check with your dealer for a full list of inclusions. Valid from 2021.04.01.



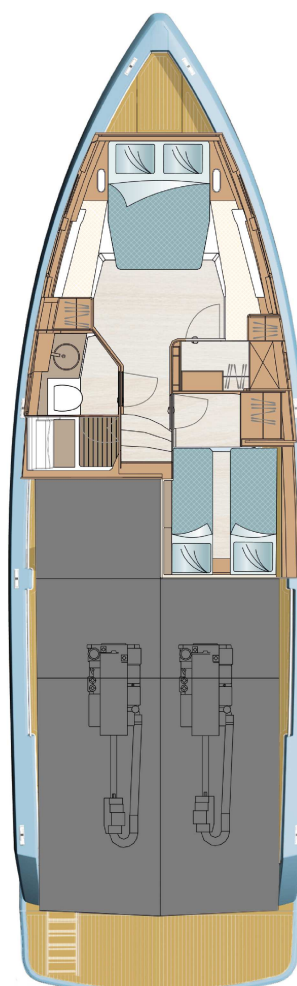
EXTERIOR + INTERIOR LAYOUTS



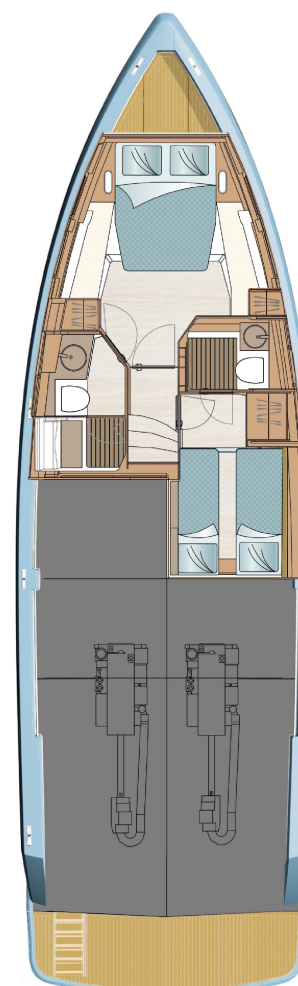
standard



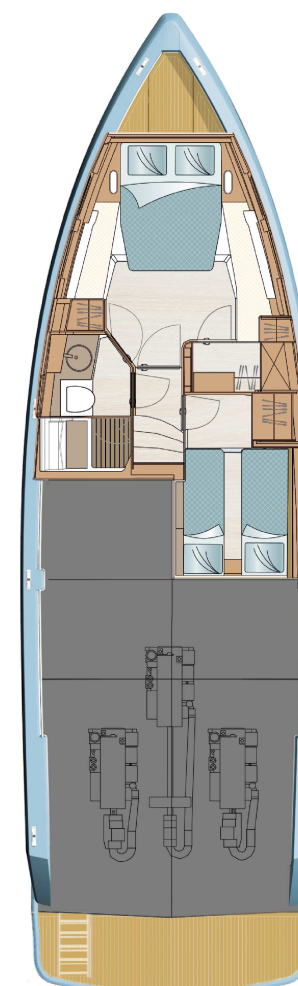
option



standard



option



option

STANDARD EQUIPMENT

HULL

- / GRP hull, isophthalic gelcoat, colour: signal white (according to colour card), 1st layer vinyl ester resin. Vacuum infused.
- / Waterline, isophthalic gelcoat, colour: jet black (according to colour card)
- / 9 openable portholes (6 in master cabin, 1 in toilette, 1 in guest cabin, 1 in walk-in-wardrobe)

DECK & COCKPIT

- / Galley, colour: signal white (according to colour card). With lockers and drawers, working top in marine mineral stone, folding mixing tap, ceramic induction stove - 2 rings and fridge
- / Dashboard, colour: signal white (according to colour card), with foot support, handrail, glovebox, cupholder, horn, switch panel, engine room fire extinguisher system, 2 emergency fuel cut off (pantry).
- / GRP deck, isophthalic gelcoat, colour: signal white (according to colour card), 1st layer vinyl ester resin. Stainless steel tie bar for fender. Large diameter stainless steel handrails, 2 gates at stern. Fold out stairs on port side and starboard bulwark. 2 Cockpit "U"-shaped sofa, rear one with hinged backrest. Sunpad at bow with seating bench. Pilot and copilot seats with hinged bolster. 2 cockpit tables with electric high/low leg and cover, convertible into sunpad. Manual engine hatch
- / Deck covered with teak.
- / FJORD steering wheel with tilting system
- / Full glass windscreen
- / Shower unit with hot and cold water
- / Bathing ladder, telescopic, integrated in bathing platform
- / 8 aluminium mooring cleats, stainless steel handrails

- / Anchor arm system, hydraulic folding with 20 kg anchor galvanized, stainless steel chain and electrical windlass with automatic fuse
- / T-top and windshield frame painted, colour: jet black (according to colour card)

PROPULSION

- / Engine room, sound insulated, fans, fire extinguisher system, automatic and manual, Batteries-Engines: 2 x 90 Ah / 12 V, Battery charger 150 A (for service batteries)
- / 2 Volvo Penta IPS700 (550 hp) with propeller N4, joystick
- / Volvo Penta multifunction 7" display
- / Volvo Interceptor system with auto trim and List
- / Fuel tank, capacity: 2080 litres, fuel filter

ELECTRICAL EQUIPMENT

- / 12 V and 230 V electric system with 230 V shore power connection. Sockets in master cabin (3), toilette (1), guest cabin (1), engine room (1), technical room (1) and 12V on dashboard (1)
- / Batteries-Service: 2 x 260 Ah AGM
- / Country Version: EU / AUS
- / Inverter/charger 12 V / 3000 W - 150 A
- / Wireless charging for mobile phone in cabin
- / Generator, Fisher Panda 5000i (4kW)
- / Electric toilet
- / Dimmable spotlights, indirect lights and reading lights in cabins. Light in toilette, under T-top, in technical room and in engine room.
- / Holding tank, capacity: 200 litres
- / Water tank, capacity: 390 litres
- / Bilge pumps: automatic electric (3) and manual emergency bilge pump in cockpit (1)

NAVIGATION & INSTRUMENTS

- / Compass
- / MyFjord safety cloud with 24 months subscription and device installed on board

LAYOUT & INTERIOR

- / A1: Master cabin with double berth incl 2 integrated drawers, two lockers, two bedside tables and a walk-in wardrobe. 3 skylights, 2 openable. Fully equipped head with separate shower stall with rain and handheld shower and comfort seat with wood cover.
- / B1: Guest cabin with twin berths, 1 wardrobe and storage, 1 bed table

UPHOLSTERY & WOOD

- / Upholstery scheme: porto bello, colour: creme (according to colour card)
- / Exterior seating material, upholstery scheme: matrix, colour: gull wing (according to colour card)
- / Upholstery, helmsman seats vinyl leather colour dark grey (according to colour card)
- / Deluxe mattresses in all cabins
- / Interior furniture in high quality marine plywood, colour: warm mahogany (according to colour card)
- / Flooring in all cabins in: pale acacia (according to colour card)

TRANSPORT

- / Identified locations for hand held fire extinguishers - (hand held fire extinguishers are not supplied), FJORD Owner's Manual in FJORD document bag